



Hexalobe Driver Set

Symmetry Hexalobe Drivers are designed for an accurate, safe and effective approach to inserting screws during spine and trauma surgeries.

The hexalobe head is engineered to create a secure connection, preventing the driver from stripping the screw. The hexalobe design also increases surface contact and reduces wear on screw driving bits.

The Hexalobe Drivers are available in four sizes with optional Radel® R handles or modular shafts with drive end connection choices (Hudson, Zimmer/Tri-Shank, AO and 1/4" Square).



Product Descriptions

- Hexalobe Driver with Radel® R Handle

..... T10 Part #: 10-169-010
..... T15 Part #: 10-169-015
..... T20 Part #: 10-169-020
..... T24 Part #: 10-169-025

- Hexalobe Driver with Hudson Drive End

..... T10 Part #: 10-170-010
..... T15 Part #: 10-170-015
..... T20 Part #: 10-170-020
..... T24 Part #: 10-170-025

- Hexalobe Driver with Zimmer/
Tri-Shank Drive End

..... T10 Part #: 10-174-010
..... T15 Part #: 10-174-015
..... T20 Part #: 10-174-020
..... T24 Part #: 10-174-025

- Hexalobe Driver with AO Drive End

..... T10 Part #: 10-183-010
..... T15 Part #: 10-183-015
..... T20 Part #: 10-183-020
..... T24 Part #: 10-183-025


- Hexalobe Driver with 1/4" Square Drive End

..... T10 Part #: 10-184-010
..... T15 Part #: 10-184-015
..... T20 Part #: 10-184-020
..... T24 Part #: 10-184-025

Hexalobe Driver Set



Contact your local Sales
Manager or visit
www.symmetrymedical.com
for more information.

 **SYMMETRY Medical[®] Inc.**
486 West 350 North, Warsaw, IN 46582, USA
T: +1.574.267.8700 Fax: +1.574.267.7306
www.symmetrymedical.com